


Std Rates p 100.000

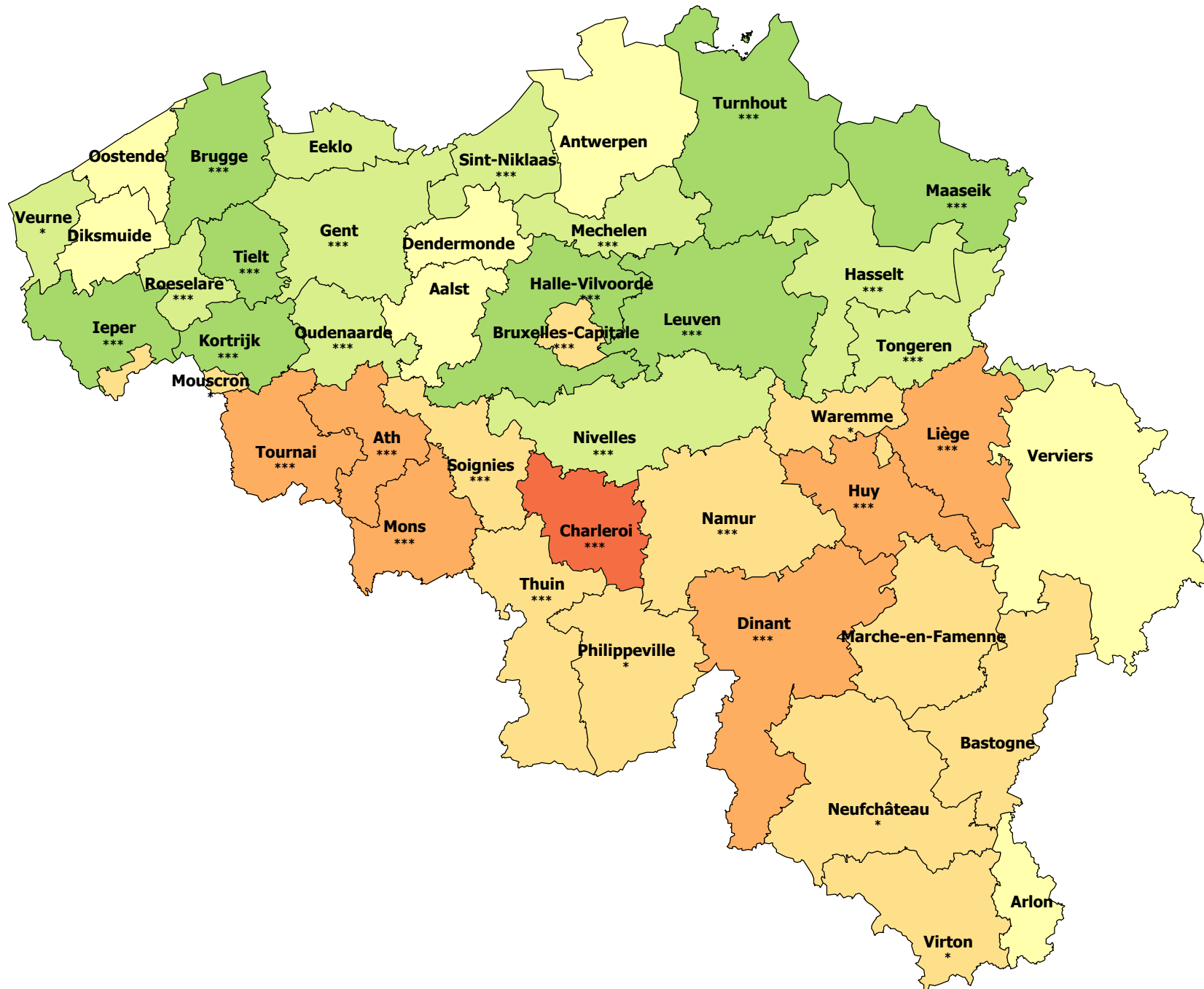


Range: 384 - 700 per 100.000


**Premature Mortality in Men (1-74 yr), Belgium 2003-2009**

Directory	
<b>Libref</b>	WORK
<b>Engine</b>	V9
<b>Physical Name</b>	C:\Users\FRenard\AppData\Local\Temp\SAS Temporary Files\_TD5836_LT100219SLCDFRE_
<b>Filename</b>	C:\Users\FRenard\AppData\Local\Temp\SAS Temporary Files\_TD5836_LT100219SLCDFRE_

#	Name	Member Type	File Size	Last Modified
1	CLASS	DATA	17408	03Feb15:11:50:44
2	FORMATS	CATALOG	29696	03Feb15:11:50:46
3	GSEG	CATALOG	242688	03Feb15:11:50:47
4	LABEL_ARR	DATA	25600	03Feb15:11:50:46
5	LABEL_ARR_0	DATA	13312	03Feb15:11:50:46
6	LABEL_ARR_1	DATA	13312	03Feb15:11:50:46
7	MAPARR	DATA	414720	03Feb15:11:50:44
8	MAPPROV	DATA	9364480	03Feb15:11:50:46
9	PDF	CATALOG	246784	03Feb15:11:50:47
10	RATESPYLL_ARR	DATA	33792	03Feb15:11:50:46
11	RATESPYLL_AVERAGE_1	DATA	9216	03Feb15:11:50:44
12	RATESPYLL_GEO	DATA	33792	03Feb15:11:50:46
13	RBYSEX_GEO	DATA	10421248	03Feb15:11:50:44
14	RES1	DATA	9216	03Feb15:11:50:46
15	SASGOPT	CATALOG	5120	03Feb15:11:02:58
16	SASMACR	CATALOG	5120	03Feb15:11:02:58
17	SELECT_1_PERC	DATA	9216	03Feb15:11:50:46
18	TABLES	DATA	33792	03Feb15:11:50:47



Std Rates p 100.000



Range: 207 - 339 per 100.000